

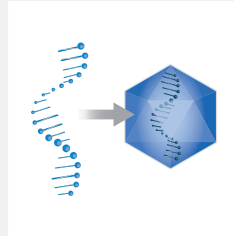
DIGITAL IMAGE LIBRARY

A collection of images we use to help visually explain the science behind gene therapy.

50 Years of Research




Building Transport Vehicle




Inside of Cell




Cell Nucleus




Chromosome



Chromosome Mutation 01



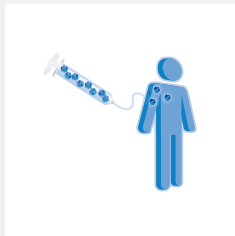
Chromosome Mutation 02




Chromosome Mutation 03



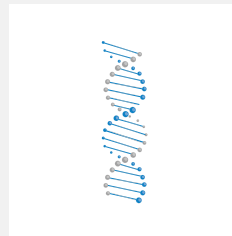
Delivering Functional Gene




DNA Single-Sided Helix




DNA Double Helix



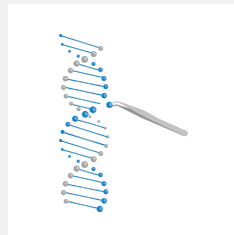
DNA Mutation



Ex Vivo Gene Therapy



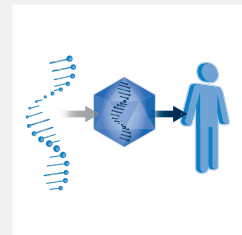
Gene Editing



Gene Transfer



Gene Transfer Therapy



Instructions Broken



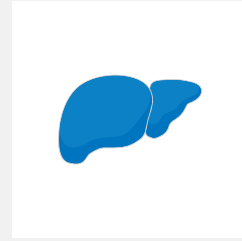
Instructions



Lab Beaker




Liver



Protein



Proteins in the Body



Risks Icon



Rx Pad



Safety



Symptoms

